



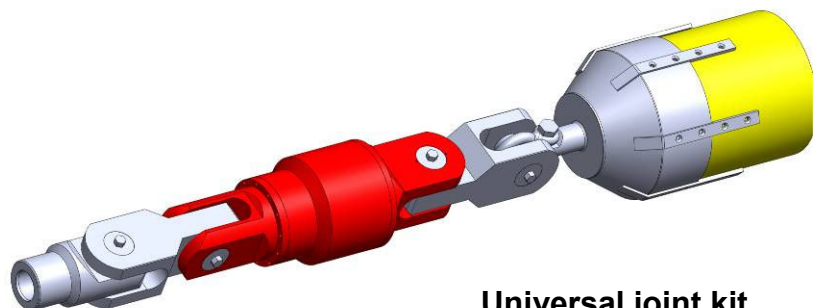
The range of “BIG RIG” swivels is a further development of the famous Brewis Heavy Duty Swivel.

Each swivel uses a premium brand spherical roller thrust bearing of a declared size. i.e. The 154 US Ton swivel contains a bearing with a dynamic capacity of 154 US Tons.

Most swivel makers don't declare the **bearing** capacity of their swivels but instead quote a figure for the strength of the supporting steelwork; this isn't much help if the bearing has seized!

Features –

- ❖ SKF Explorer, FAG X-Life or NTN Ultage Spherical roller thrust bearing of a declared size and capacity.
- ❖ Patented sealing system proven to keep out bentonite but still allow power greasing.
- ❖ Side access grease point.
- ❖ Made from high tensile alloy steel.
- ❖ Shaft and end cap machined from solid bar to give maximum integrity.
- ❖ Box to clevis, clevis to clevis or custom connections.



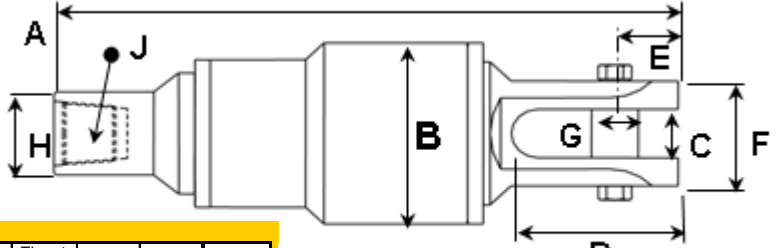
Universal joint kit



BigRig™ HDD Swivels

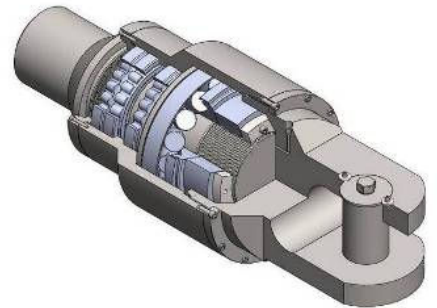
technical specifications

we reserve the right to amend the specifications without notice. E&O



Box/Clevis

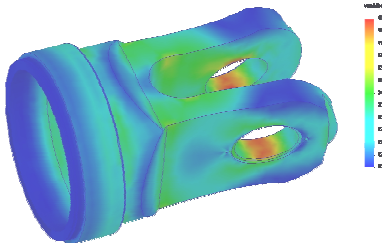
(please enquire about other threads)



Part No.	Size		A	B	C	D	E	F	G	H	J	Thrust Bearing	Maximum Dynamic kN/UST	Maximum Static kN/UST	Ship Kg
10-044	44	mm	610	163.0	54.0	160.0	62.0	126.0	44.0	120.0	3 1/2" IF	29412	390	915	75kg
		US Tons	24.02	6.42	2.13	6.30	2.44	4.96	1.73	4.72			44	103	
10-058	58	mm	722	185.0	70.0	197.0	65.0	140.0	54.0	159.0	4 1/2" IF	29414	520	1250	110kg
		US Tons	28.43	7.28	2.76	7.76	2.56	5.51	2.13	6.26			58	141	
10-083	83	mm	847	225.0	83.0	237.5	91.0	170.0	63.0	159.0	4 1/2" IF	29417	735	1800	160kg
		US Tons	33.35	8.86	3.27	9.35	3.58	6.69	2.48	6.26			83	202	
10-110	110	mm	899	260.0	83.0	235.0	90.0	170.0	63.0	159.0	4 1/2" IF	29420	980	2500	200kg
		US Tons	35.39	10.24	3.27	9.25	3.54	6.69	2.48	6.26			110	281	
10-154	154	mm	978	315.0	89.0	262.0	102.0	180.0	75.6	159.0	4 1/2" IF	29424	1370	3450	290kg
		US Tons	38.50	12.40	3.50	10.31	4.02	7.09	2.98	6.26			154	388	
10-175	175	mm	1038	340.0	89.0	262.0	102.0	180.0	75.6	159.0	4 1/2" IF	29426	1560	4150	360kg
		US Tons	40.87	13.39	3.50	10.31	4.02	7.09	2.98	6.26	or 5 1/2" FH H=190		175	467	
10-210	210	mm	1174	380.0	102.0	320.0	120.2	220.0	89.0	190.0	5 1/2" FH	29430	1860	5100	525kg
		US Tons	46.22	14.96	4.02	12.60	4.73	8.66	3.50	7.48			209	573	
10-265	265	mm	1303	430.0	102.0	321.0	120.0	240.0	89.0	229.0	6 1/2" FH	29434	2360	6550	750kg
		US Tons	51.30	16.93	4.02	12.64	4.72	9.45	3.50	9.02			265	736	
10-320	320	mm	1424	470.0	127.0	398.0	159.0	280.0	114.0	229.0	6 1/2" FH	29438	2850	8000	1150kg
		US Tons	56.06	18.50	5.00	15.67	6.26	11.02	4.49	9.02			320	899	
10-382	382	mm	1460	530.0	127.0	398.0	159.0	300.0	114.0	275.0	6 1/2" FH	29448	3400	10200	1380kg
		US Tons	57.48	20.87	5.00	15.67	6.26	11.81	4.49	10.83			382	1147	
10-455	455	mm	1598	560.0	156.0	452.0	190.0	350.0	150.0	280.0	6 1/2" FH	29452	4050	12900	1600kg
		US Tons	62.91	22.05	6.14	17.80	7.48	13.78	5.91	11.02			455	1450	
10-550	550	mm	1642	600.0	156.0	452.0	190.0	350.0	150.0	280	6 1/2" FH	29456	4900	15300	1710kg
		US Tons	64.65	23.62	6.14	17.80	7.48	13.78	5.91	11.02			551	1720	

Revised Feb-15

Clevis/Clevis



Part No.	Size		A	B	C	D	E	F	G	Bearing	Maximum Dynamic kN/UST	Maximum Static kN/UST	Ship Kg
10-044B	44	mm	644	163.0	54.0	160.0	62.0	126.0	44.0	29412	390	915	75kg
		US Tons	25.35	6.42	2.13	6.30	2.44	4.96	1.73		44	103	
10-058B	58	mm	732	185.0	70.0	197.0	65.0	140.0	54.0	29414	520	1250	110kg
		US Tons	28.82	7.28	2.76	7.76	2.56	5.51	2.13		58	141	
10-083B	83	mm	892	225.0	83.0	237.5	91.0	170.0	63.0	29417	735	1800	160kg
		US Tons	35.12	8.86	3.27	9.35	3.58	6.69	2.48		83	202	
10-110B	110	mm	932	260.0	83.0	235.0	90.0	170.0	63.0	29420	980	2500	200kg
		US Tons	36.69	10.24	3.27	9.25	3.54	6.69	2.48		110	281	
10-154C	154	mm	1031	315.0	89.0	262.0	102.0	180.0	75.6	29424	1370	3450	290kg
		US Tons	40.59	12.40	3.50	10.31	4.02	7.09	2.98		154	388	
10-175B	175	mm		340.0	89.0	262.0	102.0	180.0	75.6	29426	1560	4150	
		US Tons	0.00	13.39	3.50	10.31	4.02	7.09	2.98		175	467	
10-210B	210	mm	1277	380.0	102.0	320.0	120.2	220.0	89.0	29430	1860	5100	525kg
		US Tons	50.28	14.96	4.02	12.60	4.73	8.66	3.50		209	573	
10-265B	265	mm	1422	430.0	102.0	321.0	120.0	240.0	89.0	29434	2360	6550	750kg
		US Tons	55.98	16.93	4.02	12.64	4.72	9.45	3.50		265	736	
10-320B	320	mm	1580	470.0	127.0	398.0	159.0	280.0	114.0	29438	2850	8000	1150kg
		US Tons	62.20	18.50	5.00	15.67	6.26	11.02	4.49		320	899	
10-382B	382	mm	1550	530.0	127.0	398.0	159.0	300.0	114.0	29448	3400	10200	1380kg
		US Tons	61.02	20.87	5.00	15.67	6.26	11.81	4.49		382	1147	
10-455B	455	mm	1778	560.0	156.0	452.0	190.0	350.0	150.0	29452	4050	12900	1650kg
		US Tons	70.00	22.05	6.14	17.80	7.48	13.78	5.91		455	1450	Est
10-550B	550	mm	1822	600.0	156.0	452.0	190.0	350.0	150.0	29456	4900	15300	1710kg
		US Tons	71.73	23.62	6.14	17.80	7.48	13.78	5.91		551	1720	

Feb-15

